

# Experience Archaeology



FLORIDA PUBLIC ARCHAEOLOGY NETWORK  
WEST CENTRAL REGIONAL CENTER

Fall Edition

October 2013

## Southeastern Archaeological Conference comes to Tampa in November

By: Jeff Moates

This time of year, actually this week, marks the Southeastern Archaeological Conference's annual meetings. Our colleagues over at the USF Anthropology Department, Nancy White (USF Anthropology professor) and Lee Hutchinson (Senior Archaeologist with ACI), have been busy planning and organizing every last detail of the meeting because this year's event is being held in Tampa. We have helped out and are participating in the conference by coordinating an Archaeology Day (see the

story below for more info), preparing details for one scheduled conference tour, conducting another, and organizing the Public Archaeology Marketplace poster session at the conference itself.

During and after the Archaeology Day on Saturday at the Ybor City Museum State Park, two conference tours are scheduled. A number of attendees opted for the bus tour to the famed Crystal River site in Citrus County. Dr. Brent Weisman (USF Anthropology Dept.) is leading this group on a tour of the site. FPAN staff from



the Crystal River office will be along for the ride to facilitate. Check out the Central Region's newsletter for more details of that tour.

*(Continued on page 3)*

## Archaeology Day at the Ybor City Museum State Park: Nov. 9th

By: Becky O'Sullivan

On Saturday, November 9th join us out at the Ybor City Museum State Park from 11 - 1pm for our ¡Viva Tampa Bay! Archaeology Day. This event is free and open to the public, and is meant to celebrate the diverse history and prehistory of the Tampa Bay area through archaeology.

We'll be celebrating Tampa's past with activities and displays that relate to different time periods studied by archaeologists. A pair of flint knappers will demonstrate the process of making

*(Continued on page 3)*



### Upcoming Events:

- **9 Nov:** ARCHAEOLOGY DAY @ YBOR CITY MUSEUM STATE PARK
- **19 Nov:** WEE-TIME, DISCOVER PREHISTORIC FLORIDA @ ISLAND BRANCH LIBRARY, HOLMES BEACH
- **21 Nov:** FLORIDA'S FIRST THANKSGIVING @ SAFETY HARBOR LIBRARY
- **21 Nov:** THE ARCHAEOLOGY OF BEER @ WEEDON ISLAND
- **23 Nov:** ARCHAEOLOGY WORKS: FOOD @ WEEDON ISLAND
- **7 DEC:** ARCHAEOLOGY WORKS: SHELLS @ WEEDON ISLAND
- **19 DEC:** FLORIDA PALEO-INDIAN POINT TYPOLOGY @ WEEDON ISLAND

### Inside this issue:

- |   |             |
|---|-------------|
| SEAC COMES TO TAMPA IN NOVEMBER                               | <b>1, 3</b> |
| ARCHAEOLOGY DAY AT THE YBOR CITY MUSEUM STATE PARK            | <b>1, 3</b> |
| DIG INTO MATH THROUGH ARCHAEOLOGY, AN EXAMPLE ACTIVITY TO TRY | <b>2, 4</b> |
| ARCHAEOLOGY WORKS AT WEEDON ISLAND                            | <b>2</b>    |
| FIRST THANKSGIVING EVENT AT THE SAFETY HARBOR LIBRARY         | <b>3, 4</b> |

# Experience Archaeology

## Dig into Math through Archaeology, an Example Activity to Try!

By: Becky O'Sullivan

Last month I had the pleasure of conducting a teacher workshop at the Florida Council of Teacher's of Math Conference along with my Tallahassee counterpart Barbara Hines. We focused on how teachers can integrate archaeology themed lessons into their classrooms. With the Common Core coming in to Florida schools many teachers are looking for new lesson plans that fit with these revised educational standards. When it comes to the Common Core math standards, one goal I've come to understand is the need to give students real world situations to practice the math skills they just learned. Students are also often asked to justify their choices and explain why their math works, sometimes in related writing assignments. Archaeology is a perfect fit for math teachers in many

ways. Archaeologists use various mathematical formulas and concepts in all aspects of their work: excavation, mapping, statistical analysis, dating methods, and much more. When teachers bring archaeology into their classroom they don't just introduce their students to a fun and engaging topic, they also give them experience in solving real world problem using math.

GRADE LEVEL: Middle School

MATERIALS:  
White Board  
Dry Erase Markers  
Rulers/tape measures (metric)  
small magnets

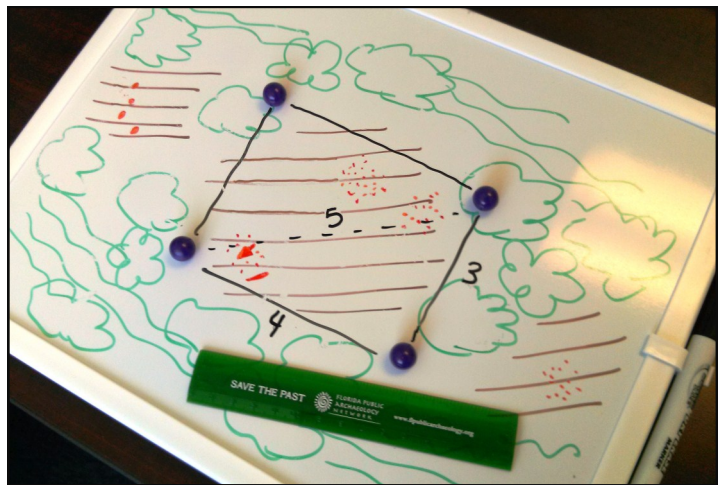
1. On the white board (or on small individual sized white boards), use colorful dry erase markers to draw an archaeological site or sites for your student archaeologists to study. A Google search for images of archaeological site maps might be good for inspi-

ration, be sure to include some areas where small artifacts (shown as dots) or old building foundations are visible.

2. Have your students work in teams of 2 or 3. Explain to them that when an archaeologist arrives at a site they can't just go and dig everything up. Time and funding limits mean that they can usually only excavate a small area of a site, ethical constraints also mean that ar-

chaeologists limit the amount they excavate. Once you dig in an area that part of the site is gone forever, because of this archaeologists always excavate carefully and record everything they find. Have your students examine the site you have drawn and come up with a plan for which areas they would like to "test". Remind them that they

(Continued on page 4)




## Archaeology Works at Weedon Island in November & December

By: Becky O'Sullivan


One Saturday a month from 10 – Noon at the Weedon Island Center we explore how artifacts can inform us about the past in a free workshop. Our November 23rd workshop will cover food remains like animal bones and seeds, while our December 7th one will focus on shells and their archaeological uses. To register go to the web links below, space is limited! Also, check Weedon Island's Eventbrite page for our brand new workshops in January and February.

### ARCHAEOLOGY WORKS:



Learn how archaeologists study tiny bits of food to learn about people in the past in this free workshop, November 23rd. To register: <http://archaeologyworksfood-eorg.eventbrite.com/>

### ARCHAEOLOGY WORKS:



Learn to identify different shell types from around the Tampa Bay area in this free workshop, December 7th. To register: <http://archaeologyworksshells-eorg.eventbrite.com/>

### First Thanksgiving Event at the Safety Harbor Library

By: Becky O'Sullivan

At the end of November, people all over the country will come together with their families to celebrate, but few will know the real story of the First Thanksgiving and the important role Florida played in it. By the time the Pilgrims came to American shores the city of St. Augustine was undergoing urban renewal, so it should really come as no surprise that the first "Thanksgiving" took place in Florida and not Plymouth, Massachusetts. Historian Michael Gannon described the 1565 Florida gathering, shared by Spaniards and Indians, as "the first community act of religion and Thanksgiving in the first permanent Eu-

ropean settlement in the land." It's unlikely these early Spanish settlers and Florida native's shared stuffing and cranberry sauce, but this meal was undoubtedly a cross-cultural experience full of new foods to try for both groups. The Timucuan might have brought oysters and clams from local waters, while the Spanish could have offered pork, wine, or garbanzo bean stew.


With inspiration from Robin Gioia's book *America's Real First Thanksgiving: St. Augustine, September 8, 1565* FPAN West Central staff are planning a First Thanksgiving event at the Safety Harbor Library as part of their Viva Florida 500 celebration, fund-

ed through the Florida Humanities Council. There will be a kid friendly presentation all about Florida's first Thanksgiving, along with fun activities and crafts for the whole family. One thing kids, and adults, will learn about are the many different foods we enjoy to-

day because of the exchange of goods between Florida's native peoples and the early Spanish explorers. Many people don't realize that foods such as citrus, bananas, peaches, rice, and pork were not found in North or South America before Columbus arrived. People are also unaware of the fact that foods like tomatoes, potatoes, peanuts, corn, pumpkins, and chocolate would not have been found in any European kitchen prior to the arrival of the Spanish in the New World.

Other activities will include learning to make a compass like the Spanish would have

(Continued on page 4)



*America's Real First Thanksgiving by Robin Gioia is a great kid's read for those wanting to learn more about Florida's first residents.*

### SEAC comes to Tampa (Cont.)

Back in the Tampa Bay area, Becky O'Sullivan (Outreach Coordinator extraordinaire) and I are leading another bevy of conference attendees throughout the urban streetscapes of Ybor City. Over the past couple of years we have conducted archaeological survey and testing at the State Park and another lot within the boundaries of the Ybor City National Historic Landmark District. We have teamed up with USF Anthropology professor Tom Pluckhahn, and look to expand the survey into a multi-year archaeological research project. The tour focuses on our work to date and the very limited previous archaeological salvage work and investigations that have been done in Ybor City. It should be a fun event for the conference attendees, and we look for-

ward to doing this tour again for other interested groups.

Another aspect of SEAC that FPAN staff are assisting with is a forum for those interested in public archaeology. The SEAC Public Archaeology Marketplace is an opportunity for organizations to engage directly with conference attendees to share ideas, information, and notes about endeavors in Public Archaeology. It happens alongside scheduled poster sessions at SEAC (come by and see us when we are set up from 8–Noon on Thursday morning). While the idea of the marketplace is not something new, it has been brought forth the past couple of conferences by veteran SEAC members who hope to see it grow in the future.

### Archaeology Day in Ybor City (Cont.)

stone tools just like people have done in Florida for thousands of years. Artifact displays and activities will also speak to the area's prehistoric residents.

Re-enactors from different points in Tampa's history will also be in attendance. Elizabeth Neilly will portray one of the first women to arrive in Florida in 1528 on the Panfilo de Narváez expedition, and others will represent people from Tampa's military and

cigar making past. Archaeologists and local partners from the Tampa Bay History Center and Central Gulf Coast Archaeological Society will also be on hand with fun activities to make Tampa's history come alive. This event is appropriate for people of all ages, from children to adults. All you need to bring is your curiosity and a love of all things Tampa Bay!

WHEN: Saturday November 9th from 11—1 pm


WHERE: Ybor City Museum State Park, 1818 E 9th Ave, Tampa

for more information, check out our event page on Facebook. [Click here to follow the link.](#)



*The event will be held in the garden of the Ybor City Museum State Park and is free and open to the public!*

## Dig into Math with Archaeology (Cont.)



Examples of different site plans you can use. Small dots can represent artifact scatters, hash marks can stand for mounded dirt areas. Historic sites like a house (center) or shipwreck (right) could also work well.

need to prioritize spots they think might reveal the most information about the area's past residents.

3. Using the small magnets, have students set up square or rectan-

gular "excavation units" around the areas they want to test. The magnets represent the corners of the units. Archaeologists always want to make sure their excavation units are square with 90 degree corners. Have your students measure the sides of their units and write their lengths along the sides, then use the Pythagorean theorem to figure out what the hypotenuse should be so that they are sure their units are "square".

4. If your students are learning how to find the area of different shapes give them a limit on the total amount of area they can excavate. They can set up multiple units of varying sizes, but the total area they excavate should be below the limit you give them. In real life, for every day an archaeologist works in the field that is at least a week's worth of time in the lab processing the artifacts that are recovered. Archaeologists are always wary of

excavating more than they can handle!

5. Finally, have students explain their survey strategy and the placement of their excavation units in a short written report. Did they place one large unit, or multiple small units all across the site? Did they focus only on areas where artifacts were visible on the surface, or did they include other areas where artifacts might be hidden more deeply? What additional information would they want to have to refine their plan for excavating the site?

With this activity students will not only get to test their mastery of the pythagorean theorem, area, and measurement, they will also have to think critically and use their math skills to solve a real-world problem that archaeologists face everyday. For more lesson plans and resources go to:

[www.flpublicarchaeology.org/resources](http://www.flpublicarchaeology.org/resources)

## Florida's First Thanksgiving (Cont.)

used and making a palm mask like the Timucua might have worn to celebrate such a feast.

WHEN: November 21,  
6-8PM

WHERE: Safety Harbor  
Library, 101 2nd

Street N, Safety  
Harbor

This event is free and open to the public, for more information follow the link below:

<http://goo.gl/U8dXDy>

**Hope to see you there!**

*The Florida Public Archaeology Network is dedicated to the protection of cultural resources, both on land and underwater, and to involving the public in the study of their past. Regional centers around Florida serve as clearinghouses for information, institutions for learning and training, and headquarters for public participation in archaeology.*

For more information about archaeology, or to find out more about archaeology related events in your area check out our website or follow us on Facebook or Twitter.

FPAN West Central  
University of South Florida  
4202 E Fowler Ave, NEC 116  
Tampa, FL 33620-6758

Phone: (813) 396-2325


Fax: (813) 396-2326

E-mail:

[westcentral@flpublicarchaeology.org](mailto:westcentral@flpublicarchaeology.org)

Check us out on the web:

[www.flpublicarchaeology.org/wcrc/](http://www.flpublicarchaeology.org/wcrc/)



FLORIDA PUBLIC ARCHAEOLOGY NETWORK  
WEST CENTRAL REGIONAL CENTER



Paper boy in Ybor City, Image from the Library of Congress